Guide

How to invest in **3 minutes** with Aktionariat

Have your computer and smartphone ready

Smartphone Computer

Need help? Email us at **invest@licorn.ch**
Reply within 5 minutes

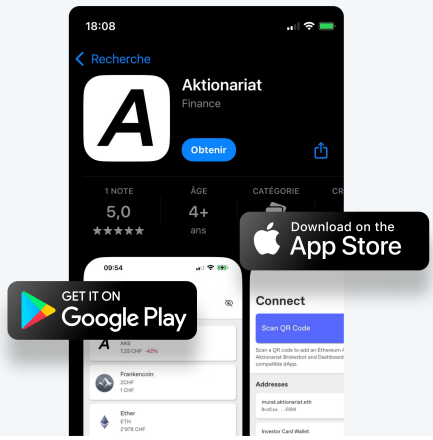

01 Smartphone

Download the Aktionariat app

Use your smartphone to download the Aktionariat app from your app store

- Tap **Create a new wallet**
- **Write down on paper** each word and its number (your recovery phrase). Keep the list somewhere safe, then go to the next page
- **Confirm your recovery phrase** by tapping the words in the requested order
- Now switch to your computer



02 Computer

Visit our website licorn.ch/en/invest

- Click **Become a shareholder**, then **Log in** in the top right
- Enter your email address, then click **Send**
- Open the email you received and click the **Log in** button
- Save your personal information



03 Computer

- Click **Buy Shares**
- Enter the number of shares you want to buy
- Click **Connect your wallet**, then **Aktionariat**
- Now pick up your smartphone again

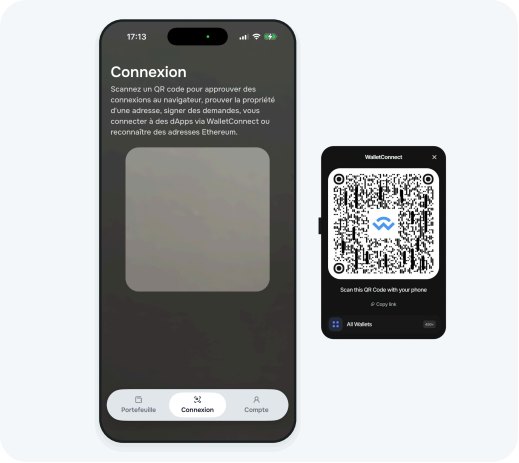

04 Smartphone

Scan the QR code with your smartphone

- Open the Aktionariat app and tap the **Connect** tab
- Allow camera access if prompted, then scan the QR code displayed on your computer
- Tap **Connect**, then **Sign**, and put your smartphone down. Continue on your computer

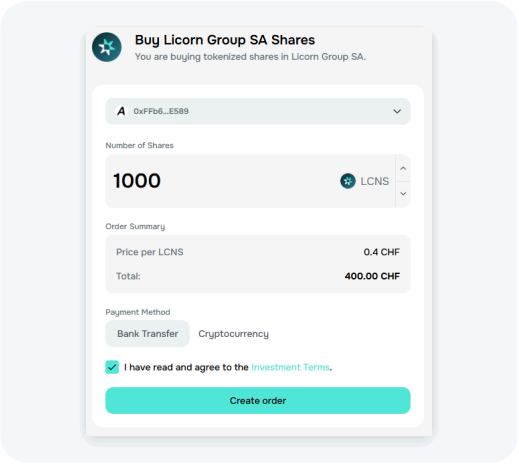

05 Computer

Complete your purchase

- Click **Create order**
- **Make the bank transfer** as shown on the invoice
- Once payment is received, your shares will be credited in the Aktionariat app

CONGRATULATIONS!

You are now legally recognised
as a Licorn shareholder
Welcome aboard!

Need help? **invest@licorn.ch**

licorn.